

The Mole and the Mound (and the House Underground) by Will Hamilton-Davies and Kasia Fryza



9781836271154 - Hardback
9781836271215 - Paperback

Learning Resource Guide for Teachers and Librarians Suitable for ages 5+

Themes:

- Empathy and kindness
- Not underestimating someone
- Patience and determination
- Animal homes and habitats

This Resource Guide is for *The Mole and the Mound (and the House Underground)*, a thoughtful picture book exploring empathy, kindness and the importance of recognising value in others. Designed to support KS1 students, it can also be easily adapted for younger or older learners.

Through Mole's encounters with a bird, a beaver and a bee, children learn that being patient, careful and determined can lead to amazing results – even if others don't notice at first.

A laugh-out-loud tale about never judging a mole by his mound.




Find out more about our books at
www.postwavepublishing.com
[@postwave_books](https://twitter.com/postwave_books)

post wave
children's books



Contents:

Pre-Reading Prompts	p 3
Discussion Questions	p 4
Activity 1: Animal Architects: Homes and Habitats	p 6
Activity 2: Kind Words Workshop	p 7
Activity 3: What We Learn from Mole	p 8



The Mole and the Mound

Text copyright © 2026 by Will Hamilton-Davies

Illustration copyright © 2026 by Kasia Fryza



With thanks to SHAPES for Schools for producing this Resource Pack.



www.shapesforschools.com

Find out more about our books at
www.postwavepublishing.com
 @postwave_books

post wave
 children's books



1. Making predictions:

Show just the cover of the book. Ask students:

- Who do you think Mole is?
- What is a mound? Who might live there?
- Do you think Mole likes his home? Why or why not?
- Do you think this story will be funny, emotional, or something else?

2. Discussion: Homes and habitats

In the story, we see animals building their homes.
Ask students:

- What kind of homes do animals live in?
- Do all animal homes look the same?
- Why do animals build homes at all?
- How is an animal home different from a human home?




Optional activity: Draw a picture of what you predict Mole's home might be like underground.

3. Activity: Thinking about perseverance and determination

In the story, we learn that Mole trusts himself, stays focused, and keeps working even when others doubt him.

- On a piece of paper or sticky note, draw or write one thing you didn't give up on, even when it was tricky or others didn't notice or appreciate it.
- Complete the sentence: "I kept going because ____."
- You could ask the children to share with a partner or stick it on a class "Determination Wall."



9781836271154 - Hardback
9781836271215 - Paperback



1. What is Mole doing throughout the story?

- What does Mole spend most of his time doing?
- What is a mound? Who might live there?
- Does Mole stop what he's doing when the other animals talk to him? Why or why not?
- What does this tell us about Mole's determination?

What to highlight: Mole stays focused on his goal from beginning to end.



2. How do the other animals treat Mole?

- What do Bird, Beaver and Bee say about Mole's work?
- Do they think their homes are better? Why?
- How do their attitudes towards Mole change by the end of the story?

What to notice: Words can discourage others, even if they are said casually.

3. How does Mole respond to being doubted or underestimated?


- Does Mole argue back?
- Does he change his plan?
- What does Mole do instead?

What to highlight: Mole responds with quiet confidence and persistence, rather than anger or giving up.

4. What do we learn about different kinds of homes?

- Where are each of the animals' homes built?
- What are the advantages and disadvantages of each type of home?

What to highlight: Links to early science ideas about habitats, shelter and protection from weather.



9781836271154 - Hardback
9781836271215 - Paperback



5. What happens during the storm?


- What effect does the storm have on each animal's home?
- Why does Mole's home stay safe?
- How does Mole's preparation help him?

What to highlight: How careful building + suitable location = safety.

6. What is the message at the end of the story?

- Were the other animals right at the beginning?
- What do they learn from Mole?
- What does the story teach us about judging others' ideas?

What to highlight: The story shows why we shouldn't underestimate someone – especially when we don't yet understand their work.



9781836271154 - Hardback
9781836271215 - Paperback



Objective: Explore how animals build homes suited to their needs (science link).



1. Create a class chart comparing animal homes.
The first example has been done for you:

Animal	Home	Materials	Purpose – Why is it a Good Home?
Bird	Nest	Twigs	Safety above ground away from predators, warmth
Beaver			
Bee			
Mole			

2. Discuss:

- Why does each animal build differently?
- What would happen if they swapped homes?
- Which home is underground? Why might that be useful?

Extension:
Build model animal homes using recycling and modelling materials.



9781836271154 - Hardback
9781836271215 - Paperback

Objective: Explore kindness and its impact.

1. Revisit moments where the other animals underestimated Mole.


2. Ask:

- What could the other animals have said to encourage Mole?
- How could they use their words to be kinder when talking to him?

3. Create a “Kind Words for Mole” speech bubble wall:

- “Your mound is important because . . .”
- “I like your home because . . .”
- “You are good at . . .”

Link to real life: How can kind words help friends in class?



9781836271154 - Hardback
9781836271215 - Paperback



Objective: Build empathy by examining how the other characters learn from Mole.

1. Focus on Bird, Beaver and Bee after the storm.


Ask:

- What do they notice about Mole's home?
- What do they realise they were wrong about?
- How might they feel now?

2. Write or draw:

- "At first, I thought Mole's work was ____ . Now I know ____ ."

Extension:
Role-play or write an apology
or thank you scene.



9781836271154 - Hardback
9781836271215 - Paperback

